


LFX-MD SERIES Outdoor Lighting

LFX-MD-15-50W-30K-TR
LFX-MD-15-50W-40K-TR
LFX-MD-15-50W-50K-TR



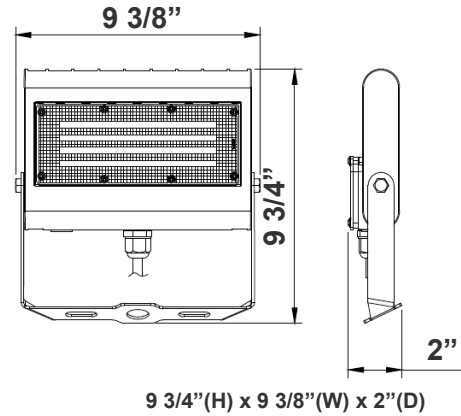
WESTGATE
THE FUTURE IS HERE...AND IT'S QUITE BRIGHT!

Customer Name: _____

Project Name: _____

Note: _____

Type: _____



Ideal for general site lighting, alleys, loading docks, doorway, pathway, and parking areas.

Features

- DLC Premium & LED High-Lumen Flood lights
- Solid State Lighting Technology for Long Life
- No Maintenance Needed and High-Efficiency
- 70,000 Hours Rated Life
- 7-Year Warranty
- Optic Lens Type: III
- Multi-Power - The Switch is on the bottom of the Fixture

Technical Specifications

Electrical:

- Voltage: 120~277V AC/50~60 Hz
- Wattage: Selectable Wattages (15W/ 20W/ 30W/ 50W)
- Power Factor: >0.9
- Efficacy: 130 LPW

Mechanical:

- Die-cast Aluminum Housing with Powder Coat Finish (Dark Bronze and White Finish)
- LED: Philips Lumileds Luxeon 2835 High Flux LED
- Solid State Lighting technology for long life, no Maintenance needed and High-Efficiency
- High Conductive Aluminum LED Board
- 270° Adjustable Yoke Mount
- IP Rating: IP65
- Operating Temperature: -40°F to 104°F
- Suitable for Wet Locations

Lighting:

- Dimming: 0~10V Dimmable
- Optic Lens Type: III
- Cord type: 13" #18 AWG stranded wires
- Total Lumens: 6700LM Max.
- Color Temperature: 3000K/ 4000K/ 5000K
- Color Rendering Index: ≥ 82
- Beam Angle: 120°X 90°

Applications:

- Ideal for general site lighting, alleys, loading docks, doorway, pathway and parking areas.
- Replace existing HID flood lights/ wall packs

Other Models:

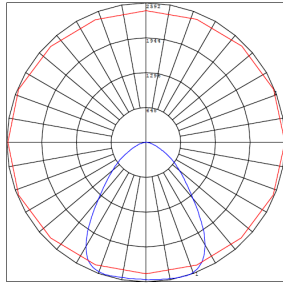
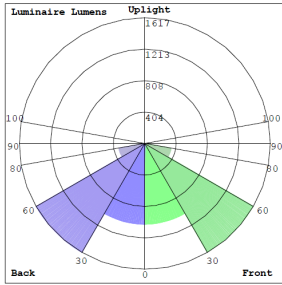
- 30W | 4080LM | LFX-SM-10-30W-30K-TR
- 30W | 4080LM | LFX-SM-10-30W-40K-TR
- 30W | 4080LM | LFX-SM-10-30W-50K-TR



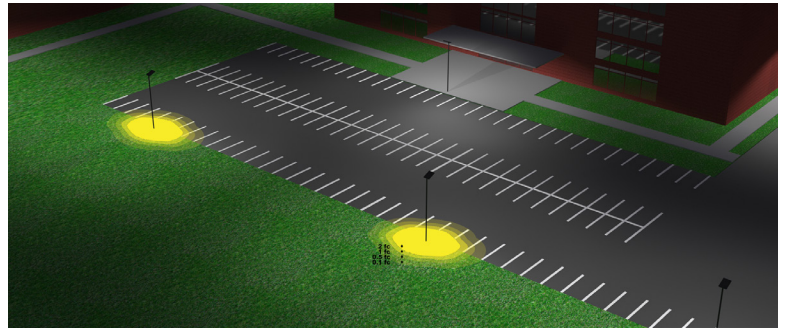
Phone: (877) 805-2252 | Fax: (877) 805-2252
www.westgatemfg.com | www.westgatecontrols.co



Photometrics: LFX-MD-15-50W-50K-TR



BUG Rating: B3-U0-G1




Area 45'x 55' Mounting Height: 20'


Other Views:



Side View



Front View



Back View

Performance Table: LFX-MD-15-50W-TR

MODEL NO.	Wattage	Voltage	Lumens	Color Temp.	BUG Rating	LPW
LFX-MD-15-50W-30K-TR	15W	120~277V	2180LM	3000K 4000K 5000K	B3-U0-G1	130
			2250LM			
			2300LM			
LFX-MD-15-50W-40K-TR	20W		2800LM			
			2900LM			
			3000LM			
LFX-MD-15-50W-50K-TR	30W		4050LM			
			4200LM			
			4300LM			
		6300LM				
LFX-MD-15-50W-50K-TR	50W	6500LM				
		6700LM				
		6700LM				

Sample Ordering

Model	Size	Min.Wattage	Max.Wattage	Color Temp.	Mount
LFX	MD	15	50W		TR

30K = 3000K
40K = 4000K
50K = 5000K

Color Options: Custom Color Available

Black Silver White Dark Bronze Green Red Yellow
Default color

